
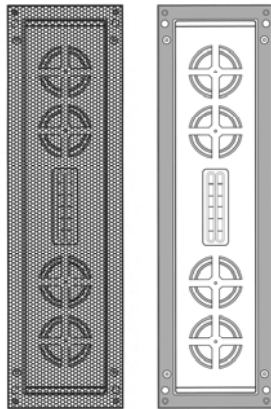


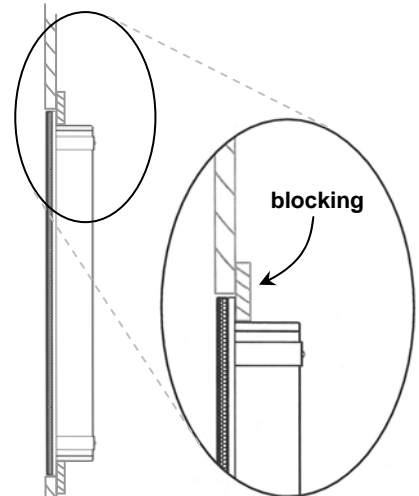
(shown here with SLA-4.1)



grille      frame  
**Adapter Kit Parts**



**Adapter Parts  
with Speaker Installed**



**Side View in Casework**

## DESCRIPTION

The SLA-MWA Millwork Adapters allow a flush installation of SLA-10.1, 6.1 and 4.1 speakers in custom casework. Each installation kit includes a frame adapter which provides the mounting flange necessary to integrate with casework. A perforated metal grille attaches magnetically to the mounting frame. Metal grilles are provided in standard white (wht) and black (blk), or primed (prm) for field painting. Custom colors are also available.

### OUTSIDE DIMENSIONS:

- SLA-4.1      8.0" x 28.5"
- SLA-6.1      8.0" x 37.0"
- SLA-10.1    8.0" x 57.0"
- SLA-6.1 slim 6.5" x 43.0"