

## True Sound Engagement in Large Venues

The **HLA-1650RP** is a hybrid integration of a sixteen element J-array loudspeaker and a dipole directional low frequency loudspeaker. It is powered by a rack-mounted Powersoft 2800- Watt amplifiers with on-board DSP.

The J-array portion contains sixteen 3.5" mid-frequency drivers and sixteen ribbon high frequency

drivers. The low frequency portion incorporates two 14" high-output low frequency drivers in a dipole configuration to extend vertical LF control.

It has been preconfigured in an asymmetrical 120° H by 50° V coverage pattern with vertical directivity to 135 Hz, and low frequency response to 50 Hz.



### Key Features

- *Asymmetrical 120° H X 50° V Coverage*
- *Power And Dsp By Powersoft*
- *Maintains Vertical Control To 135 Hz*
- *Available In Two Standard Colors Black [Blk], White [Wht], Or Custom Color [Cst]*

### Applications

- *Large Format Video Walls*
- *Houses Of Worship*
- *Lecture Halls*
- *Presentation & Training Spaces*
- *Auditorium & Performance Spaces*
- *Sporting Venues*

## Technical Specifications

### DESCRIPTIVE DATA

<b>System configuration</b>	Biamped hybrid integration of a curvilinear M/H line array and a low frequency dipole
<b>Components &amp; Loading</b>	(16) 3.5" MF drivers; (16) 3" ribbon HF drivers; (2) 14" LF drivers
<b>Input</b>	Balanced line level, XLR & XLR loop through
<b>Enclosure Type</b>	Curvilineararray: sealed enclosure. Dipole LF: sealed enclosure
<b>Enclosure Material</b>	Steel, aluminum, and multi-ply baltic birch
<b>Suspension</b>	(2) 3/8-16 threaded points located one on each side @ center of mass, steel yoke included
<b>Grille</b>	Painted perforated steel.
<b>Color</b>	Standard colors are Black [BLK] or White [WHT], custom colors are also available [CST].

### ACOUSTICAL DATA

<b>Frequency Response</b>	50 Hz-20 KHz ±3dB
<b>Coverage</b>	120° H x 50° V
<b>Long-term Output</b>	123 dB
<b>Peak Output</b>	129 dB

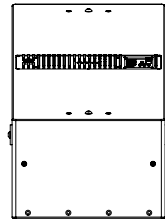
### AMPLIFICATION

<b>Managed Class D Power Amp</b>	2 x 1400 Watts RMS
<b>AC Power</b>	85VAC-265VAC, 50 or 60 Hz

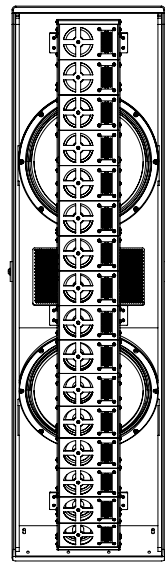
### PHYSICAL

<b>Height</b>	55.14" [1401 mm]
<b>Width</b>	15.44" [392 mm]
<b>Depth</b>	13.76" [350 mm]
<b>Net Weight</b>	119 lbs. [54.1 kg]
<b>Shipping Weight</b>	138 lbs. [62.7 kg]

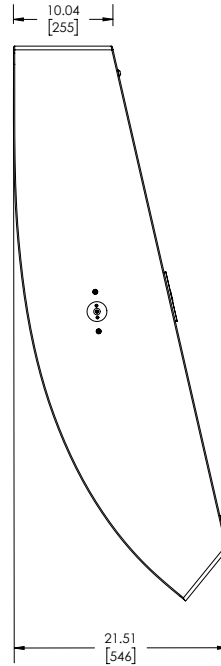
Dimensional Drawings



15.44  
[392]



56.00  
[1422]



10.04  
[255]

21.51  
[546]

